

Bay and Bow

Custom-Made, Energy-Efficient Windows

Add a Beautiful New Dimension to Your Home



Alside[®]

CREATE AN ELEGANT FOCAL POINT

Clean Lines, Timeless Style



A LEGACY OF EXCELLENCE

There is so much more to the windows in your home than the frame, sashes and glass. The true substance is the quality and expertise built into every step of the design and manufacturing process. In choosing Alside for your window installation, each window is custom-made to fit your window openings precisely. Our more than 75 years of industry excellence stands strong as our legacy of leadership and trust, where customer happiness always comes first.

We also take special pride in producing your windows at our U.S. operations. This not only champions the tradition of American ingenuity and craftsmanship, it also fortifies our nation with quality jobs and economic dollars.



AN ICON OF DESIGN

Alside Bay and Bow Windows will elevate the architectural appeal of any home, imparting character and charm to the exterior design while enhancing the interior with greater dimension and an expanded outdoor view.

The sweeping curve of this distinctive window style expertly merges with high-performance insulating technology[†] and structural components for a superior window system. Whether it serves as a cozy reading nook or a beautiful focal point, you'll enjoy the ambiance of a more spacious interior created by the generous window depth and ample glass exposure.

SIMPLICITY AND EASE

Easy upkeep further adds to the beauty of our bay and bow windows. The premium vinyl construction of each window in the bay/bow assembly won't rot, split, corrode or pit like painted wood and won't swell or warp from exposure to moisture. Your windows will maintain their smooth operation and like-new appearance season after season.

GREEN INSPIRATION

Alside Bay and Bow Windows are performance-engineered to help conserve energy and reduce the consumption of fossil fuels used for heating and cooling homes. Using less energy to heat and cool your home not only saves money, it can reduce your home's carbon footprint as well. High-quality products with a long lifespan can also help lessen your impact on the environment.

Protecting our natural resources and choosing more sustainable products are just a few ways we can help safeguard our planet. Together, we can encourage ecological well-being with everyday actions of environmental stewardship.



USGBC
MEMBER

*USGBC and related logo is a trademark
owned by the U.S. Green Building Council.*

STATE-OF-THE-ART APPEARANCE AND PERFORMANCE

Exceptional design and impeccable quality are precision-engineered into every aspect of our bay and bow windows, as well as our beautifully curated selection of options for frame colors, interior casings and trim, roof systems and more.

REFINED STYLE, IMPRESSIVE STRENGTH

- High-performance vinyl color delivers enduring style – won't chip, peel, crack or warp and never needs to be painted.
- Energy-efficient insulated glass unit** promotes year-round comfort and energy savings.
- Multiple chambers create additional insulation channels in the structure and increase overall durability.
- Head, seatboard and jamb are constructed in premium 1-1/4" furniture-grade hardwood veneer for enhanced quality.
- Head and seatboard are finished in oak or birch hardwood veneers and may be finished with your own paint or stain.*
- Optional high-density foam insulated seatboard in 3" Standard or 5" Deluxe significantly improves comfort and energy efficiency.
- Internal sill pan component provides an extra layer of protection against water infiltration.
- Heavy-duty adjustable turnbuckle chain hanging system helps prevent possible sagging or bowing; no external braces are needed.
- Exterior roof systems are available with an optional copper or painted aluminum roof clad kit in a wide variety of colors to customize your exterior design.
- Bay windows are available in a 3-window configuration; box and bump-out styles also are offered.
- Bow windows are available in 3-, 4-, 5- and 6-window configurations.

ADDITIONAL FEATURES

- Slimline structural LVL laminated lumber components for greater strength and support.
- Insulated glass unit with double-strength glass increases thermal protection against energy loss.
- Intercept® Warm-Edge Spacer System enhances energy efficiency and the longevity of the insulated glass unit.

CUSTOMIZE YOUR WINDOWS WITH OPTIONS


- Interior hardwood casings and trim packages in colonial, fluted, beaded and more; LED recessed lighting also available.
- Interior frame colors are White and Beige, or optional Rich Maple, Light Oak, Dark Oak, Foxwood or Cherry Woodgrain; a White Woodgrain interior with a Beige exterior also is offered.
- Exterior colors are White and Beige, or optional Black, Architectural Bronze, American Terra, Hudson Khaki, Desert Clay, Sand Dune, English Red, Forest Green, Silver and Castle Gray.
- Easy-care interior laminates in solid colors or woodgrain finishes for head, jamb and seatboard.
- ClimaTech® insulated glass packages with Low-E glass and Intercept Warm-Edge Spacer System for greater energy efficiency.
- Full or half fiberglass screens to allow fresh air in while keeping insects out.



1-1/4" furniture-grade hardwood veneer.



Head and seatboard in oak or birch hardwood veneer.



Protective internal sill panning system provides an added barrier against water infiltration.



Interior hardwood casings and trim enhance your windows with custom-crafted elegance.

ENERGY-EFFICIENT INSULATED GLASS PACKAGES

Windows are about 80% glass, so it's important to choose a glass system that meets the specific challenges of your climate. Choose a ClimaTech insulated glass package to further increase your energy savings

SAVE MORE ENERGY WITH CLIMATECH GLASS

- ClimaTech combines multi-layered, low-emissivity (Low-E) glass, argon gas and the Intercept Warm-Edge Spacer System.
- Proven to be far more energy efficient than ordinary clear glass units.
- Compare the glass package performance:
 - The lower the U-Factor, the less energy you'll need to heat your home
 - The lower the Solar Heat Gain Coefficient (SHGC), the more you'll conserve on air-conditioning



In summer months, Low-E glass helps block unwanted solar heat gain.



In winter months, Low-E reduces heat loss by reflecting warm air back into your home.

HIGH-PERFORMANCE SPACER SYSTEMS

The spacer system is a key component to the window's energy efficiency. Alside Bay and Bow Windows offer three options.



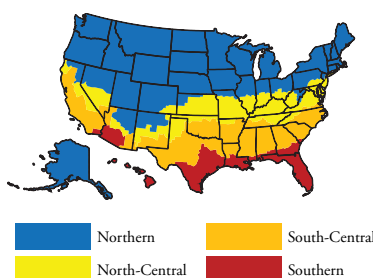
The **Intercept Warm-Edge Spacer** features a unique, one-piece metal alloy, U-channel design that reduces heat loss through the window; it's stronger and better at retaining insulating gas than traditional box metal spacers. Or choose the **ClimaTech ThermD Stainless Steel Intercept Spacer** for superior strength and even greater insulating gas retention in the window unit.



The **Optional Foam Spacer** combines a structural foam spacer with a seal of hot melt butyl to create a "warm" low-conductive edge. This non-metal design eliminates any metal-to-glass contact, thereby increasing the edge of the glass temperature for a highly effective thermal barrier.

BUILT FOR YOUR CLIMATE

The ENERGY STAR label certifies that the window is a positive choice for energy efficiency, fuel savings and the environment. ENERGY STAR is a government-backed voluntary partnership program sponsored by the U.S. Environmental Protection Agency and the U.S. Department of Energy to help consumers recognize energy-efficient products. It's good for you and good for the environment!



YOU CHOOSE!

Ask about our extensive selection of glass package options specifically designed for increased insulation and protection from solar heat gain.

PEACE OF MIND



Alside Bay and Bow Windows are expertly crafted for premium performance and long-lasting value. We proudly back each window installed in the bay/bow assembly with a lifetime limited warranty; the bay/bow window unit itself has 10-year limited warranty coverage. Please see the warranty for complete details.**



Alside offers a variety of ENERGY STAR®-certified products. Consult your window professional for an energy-efficient glass package for your home and climate zone.

SUPERIOR DURABILITY AND STRUCTURAL INTEGRITY

Alside Bay and Bow Windows are custom crafted to exact specifications, ensuring the exceptional quality and beauty will stand the test of time.

SOLID WOOD MULLION CONSTRUCTION

Solid wood mullions are paramount in the structural integrity of a quality-built bay or bow window, providing the strength and support of the window as it projects outward. Alside Bay and Bow Window mullions are constructed with a solid wood design that is lag bolted to the head and seat for superior stability and structural strength.

- Heavy-duty mullions incorporate laminated strand lumber which is significantly stronger than standard wood; will not warp or twist like typical ponderosa pine.
- Other windows often use hollow vinyl mullions that provide minimal structural support and allow the window to sag, which can lead to water leakage.



HEAVY-DUTY TURNBUCKLE HANGING SYSTEM

Alside Bay and Bow Windows feature an adjustable turnbuckle chain hanging system to provide superior support without the need for external knee braces.

- Turnbuckle attaches to a 3/16" steel coil chain; connects to window header or rafters with 3" lag eye bolts for increased strength.
- Designed for easy compatibility with roof system.



INSULATED SEAT OPTION FOR ADDED COMFORT AND DURABILITY

The multi-layered seat design integrates a bottom surface of 3/4" exterior-grade plywood, a core layer of high-density polyisocyanurate insulator board and a 1-1/4" hardwood veneer seat for comfort, energy efficiency and durability.

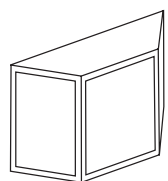
- Standard 3" thick seat with 1" high-density foam board for an R-Value of up to 9.
- Deluxe 5" thick seat with 3" high-density foam board for an R-Value of up to 21.



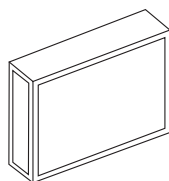
WINDOW SIZES AND CONFIGURATIONS

With a full selection of styles and configurations available, simply combine three or more double-hung, casement, or picture windows to create your bay or bow window system.

BAY WINDOWS

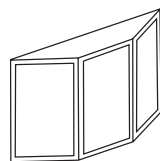


15°, 30° and 45°
Three-Window Bay

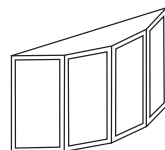


90° Box and
Bump-Out Bay

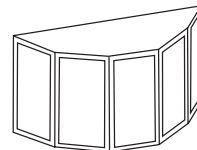
BOW WINDOWS




15°, 30° and 45°
Three-Window Bow



10°, 15° and 30°
Four-Window Bow



10°, 15° and 22°
Five-Window Bow



10°, 15° and 18°
Six-Window Bow

CREATE CUSTOM STYLE – WITH EASE!

Enhanced aesthetics and easy-care options make our bay and bow windows a beautiful addition to any home.

OPTIONAL FACTORY-FINISHED INTERIOR WOOD STAINED FRAMES

For carefree upkeep and superb style, enhance your windows with pre-stained and sealed frames.

- Available in Rich Maple, Light Oak, Dark Oak, Foxwood and Cherry stains.
- Prefinished interior stained units include a furniture-grade, pre-catalyzed lacquer topcoat.
- Customize your windows with interior hardwood casings and trim packages.

SOLID SURFACE SEATBOARD OPTIONS

Forever in style, this highly durable, scratch-resistant solid material is impervious to water, making it ideal for displaying plants and flowers.



EXTERIOR ROOF CLAD KITS

From casual elegance to striking style, a copper or painted aluminum roof clad kit will add visual interest and dimension to the architecture of your home.

- Natural copper roof with a protective clear topcoat achieves a long lasting “new penny” copper appearance.
- Painted aluminum incorporates an ultra-resilient finish in a wide array of colors to complement your exterior design.
- Counter flashing is available for masonry installations.

PAINTED ALUMINUM COLORS¹



An optional factory-finished interior window frame merges custom-crafted style with carefree upkeep.



Dark Oak Woodgrain frame and casing pairs beautifully with an optional seatboard in Natural White.



Customize your bay or bow window with a hip style or concave roof kit in natural copper or a high-performance painted finish.

¹All paint colors feature a 10-year manufacturer's warranty. Color availability is subject to change. Restrictions may apply. See your Alside Sales Representative for details.

²Real copper is not warranted and will start to patina and darken over time. Note: Colors may be slightly different from their appearance in this brochure. Make final color selections using actual product samples.


DECORATIVE OPTIONS

Add Your Personal Touch

EXTERIOR COLORS AND INTERIOR WOODGRAINS

Alside Bay and Bow Windows are available in a full palette of beautiful hues and natural-looking wood finishes. Our architecturally coordinated exterior colors feature a cutting-edge polyurethane coating technology with heat-reflective pigments for a remarkably strong and fade-resistant finish. Interior woodgrain laminates are performance-engineered for superb durability that maintains its attractive appearance over the life of the product.

EXTERIOR PALETTE




INTERIOR PALETTE




INTERIOR GRIDS

Window grids lend style and dimension to your windows. Window grids are available in classic colors in the standard configurations of Colonial, Diamond, Prairie and Craftsman patterns. Contoured grids are available in complementary colors as well as matching woodgrains.

GRID PATTERNS




GRID PROFILES




V-GROOVED CUT GLASS

Alside Bay and Bow Windows offer three V-grooved cut glass patterns – the perfect way to add a touch of elegance without obstructing the view.



LOW-VOLTAGE LED RECESSED LIGHTING

Accentuate the ambiance of your bay or bow window with recessed lights illuminating the seat and side areas. Choose one, two or three recessed lights with decorative trim rings in White, Black or Brushed Nickel.



SIMULATED DIVIDED LITES

Simulated Divided Lites⁵ expertly combine the distinctive historical window design with the superior quality, energy efficiency and easy-care convenience of today's advanced technology.



³Extruded solid color.

⁴White woodgrain is available with a Beige base only.

⁵Not available with triple-pane glass packages.



Alside 3773 State Road Cuyahoga Falls, Ohio 44223
1-800-922-6009 www.alside.com



©2024 Alside. Trademarks mentioned in this document are the property of Alside, its affiliates, or their respective owners. ENERGY STAR name and logo are registered U.S. marks and are owned by the U.S. government. †See your Alside Sales Representative for additional information regarding any questions you might have, or any assertions herein, concerning energy efficiency or savings. Energy savings will vary. Energy savings assume proper installation and use. Not all products are ENERGY STAR-certified. ††Insulated glass (IG) units that require capillary tubes may experience some argon gas depletion. *All wood components require proper prep of the hardwood prior to painting or staining in order for the wood surface to accept the paint or stain. Failure to follow the published finishing procedures may result in an unsightly finish. It is imperative that your new bay or bow window is sealed and finished properly within the first 30 days after installation. Failure to properly finish and seal all of the wood components may cause the wood to fade, swell, warp, or develop other defects that would not be covered under your normal product warranty. **For a copy of the written product warranty please visit www.alside.com/support/lwarranties/ or contact your Alside Sales Representative. Limited warranty does not apply to damage caused by faulty or improper installation, or causes outside of Alside's control. WARNING: Screen will not stop child from falling out window. Keep child away from open window. The only purpose of the screen is to reduce the infiltration of insects. Colors may be slightly different from their appearance in this brochure. Make final color selections using actual product samples. All specifications and designs subject to change without notice. Printed in USA 01/24 3M/OP 75-1600-01