



# THERMALWELD<sup>®</sup> SELECT

Vinyl  
**PATIO  
DOORS**


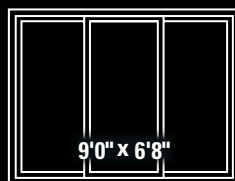
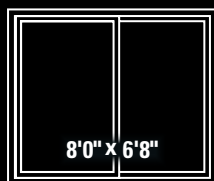



[POLARISWINDOWS.COM](http://POLARISWINDOWS.COM)

# ENERGY EFFICIENCY



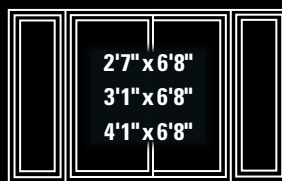
## STANDARD SIZES



## CUSTOM SIZES

two panel widths - 55" to 96"  
three panel widths - 95" to 148"  
max height - 84"

## Side Lites STANDARD SIZES



## CUSTOM SIZES

width 1'6" to 4'1"  
max height - 84"



## OPEN & SHUT

How would you like your door to open as viewed from outside?  
Two panel - left or right panel glides  
Three panel - center panel glides left or right



## FEATURES

Foot operated dead bolt provides an extra lock point for secure partial opening.

Fusion-welding at door panel corners transforms four vinyl extrusions into a strong, one-piece door.

Vinyl-Wrapped Threshold/Sill is more thermally efficient.


Safety Glass.

Mortised hook lock with double or triple hook option.



Smooth gliding, solid-steel, zinc-plated tandem rollers. Iridium coating on exposed parts enhances corrosion resistance.

## INTERNAL MINI BLINDS\* dust free, kid and pet safe



\*options

# EASE OF OPERATION + OWNERSHIP

### energySMART® GLASS

Standard energySMART® SUPREME<sup>2</sup> glass features a steel spacer system and argon gas fill between panes. Temperature transfer and condensation are reduced. energySMART® upgrades offer stronger resistance to temperature transfer. Ask about ENERGY STAR qualified doors.

### MULTI-POINT LOCK SECURITY\*

Steel hooks lock at three points.



3-Point Multi-Point\*

### Vinyl-Wrapped Threshold/Sill

More thermally efficient.



Threshold



2 Point\* Standard

MORTISED HOOK LOCKS

### EXTERIOR PAINT\*

#### 20 YEAR WARRANTY

#### AGAINST FADING, PEELING OR BLISTERING

Unique, high-performance exterior coating specially formulated for PVC Crack & impact resistant • Touch-up paint included  
Lead time 4-6 weeks • AAMA testing ensures that coating resists strong solvents, heat gain and thermal shock.

‡ Muntin color may be affected by glass coatings, such as Low-E.

### PERFECT PATIO DOOR

Our R&D department is vigilant in testing and updating designs and components. The vinyl formulation retains its smooth surface and color. Vinyl does not transfer cold from outside to inside. Your pristine Polaris® patio door will be energy efficient and maintenance free for a lifetime.

### TRIPLE PANE PATIO DOOR

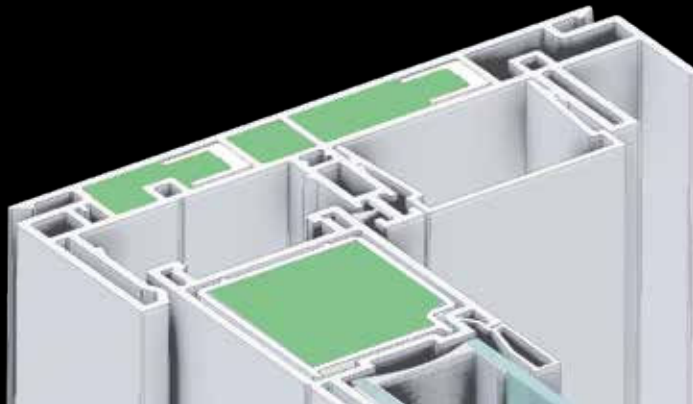
The following sizes are available in triple pane: 5', 6', and 9'. No custom sizes offered.

### FEATURES + BENEFITS

Vertical door panel extrusions are reinforced with aluminum. Door panels meet with Over and Under Interlock and feature double weather-stripping.

### FOAM FILLED\*

Foam filled vertical main frame adds strength and insulating performance.



Limited Lifetime Warranty



\*options

# THERMALWELD SELECT

## PATIO DOORS

### PATIO COLORS\*

Vinyl



White

Tan\*

Standard

Interior Wood Grain



Medium Oak

Dark Oak

Cherry

Vintage Pecan

Coppertone hardware is standard on woodgrains

### DECORATIVE GLASS\*

Designs



Colonial

Prairie Style

Double Prairie Style

Diamond  
n/a contour or brasses

Exterior Laminate\* N/A Dark Oak Interior Wood Grain



Wicker


Choco Brown

Bronze

Coal Black

20 Year Warranty against fading, peeling or blistering

Internal Grid Styles



Smooth

Contour

Antique Brass

Satin Nickel

Slimline Brass

View


Floral View

Elongated Floral View

Arch View

view glass 3/8" v-groove, interior surface of glass unit pane

### SCREENS OPTIONS



#### BetterVUE® Screen Mesh

- Better Insect Screen
- 10% Better Insect Protection
- 20% Better Airflow
- 20% Clearer View

Proven and Reliable • Strong, extruded aluminum frame in white, tan or brown • Glides on 1 1/4" steel rollers  
Half screen Standard • Also available in Pet Screen\* and Aluminum Screen Mesh\*

### HANDLE SETS With Exterior Key Lock



Satin Nickel\*

Polished Brass\*

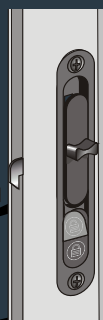
Antique Brass\*

Black\*

Aged Bronze\*


White or Tan  
Coppertone for Woodgrains

### SCREEN HANDLE



1580

Heaviest Extrusion with Mortised Lock Standard



#### Standard Screen Mesh

- Slight more obstructed
- Less Airflow than BetterVue Screens

More Glass Options

Bronze or Gray tint  
Glass Breakage Warranty

NAMI Certified

FGIA

NFRC MEMBER

ENERGY STAR PARTNER

\*options



SCAN CODE  
to head to our Digital Brochure!

